



NATIONAL BUREAU OF STATISTICS

Telecoms Data: Active Voice and Internet, Porting and Tariff Information

Q3 2024


Report Date: February 2026

Data Source: National Bureau of Statistics (NBS)



CONTENT

Methodology	3
Key Highlights	4
Active Voice/Internet Subscription by Operator	5
Porting Activities By Network	6
Active Voice Subscription by Zone	7
Active Internet Subscription by Zone	8
Contact	9



METHODOLOGY

Data is provided by the Nigerian Communications Commission (NCC) and reported by the National Bureau of Statistics (NBS)















KEY HIGHLIGHTS

- The total number of active voice subscribers in Q3 2024 stood at 154,904,827 compared to 221,769,883 reported in Q3 2023, showing a decline of 30.15%. On a quarter-on-quarter basis, active voice subscribers decreased by 9.36%.
- Furthermore, the total number of active internet subscribers in Q3 2024 was 132,907,001 from 160,171,125 recorded in the same quarter of the previous year, indicating a decrease of 17.02%. On a quarter-on-quarter basis, growth was - 2.63%.
- On state profile analysis, Lagos state had the highest number of active voice subscribers in Q3 2024 with 19,588,707, followed by Kano with 9,699,348 and Ogun with 8,552,902. On the other hand, Bayelsa recorded the least with 1,016,290, followed by Gombe and Zamfara with 1,900,465 and 2,022,175, respectively.
- In addition, Lagos state recorded the highest number of active internet subscribers in Q3 2024 with 17,682,253, followed by Kano with 8,094,933 and Ogun with 7,708,817. On the other hand, Bayelsa recorded the least with 891,902, followed by Zamfara and Gombe with 1,531,575 and 1,545,557, respectively.
- MTN had the highest share of subscriptions in Q3 2024.

TELECOMS DATA – Q3 2024

ACTIVE VOICE/INTERNET SUBSCRIPTION BY OPERATOR



Active Voice (Value)	PROVIDER	Active Internet (Value)
78,097,681	MTN 	68,393,625
19,152,907	GLO 	16,923,207
53,748,688	AIRTEL 	44,796,352
3,635,160	EMTS(9mobile) 	2,293,028
480	IPNX 	-
6,628	MTN FIXED 	7,194
85,567	21ST CENT 	2,259
1,543	GLO FIXED 	----
7,846	SMILE 	202,017
166,071	NTEL 	3,617
432	BIG PICTURE BIG PICTURE	-
1,824	INQ 	-
	ISP 	285,702
154,904,827	TOTAL	132,907,001

TELECOMS DATA – Q3 2024

PORTING ACTIVITIES



Porting Activities By Network

Ported-In

Airtel	9mobile	Globacom	MTN
2,205	30	664	4,987
Total → 7,886			

Ported-Out

Airtel	9mobile	Globacom	MTN
285	7,127	245	229
Total → 7,886			

TELECOMS DATA – Q3 2024

ACTIVE VOICE SUBSCRIPTION PER ZONE



26,417,770

NORTH CENTRAL

29,910,330

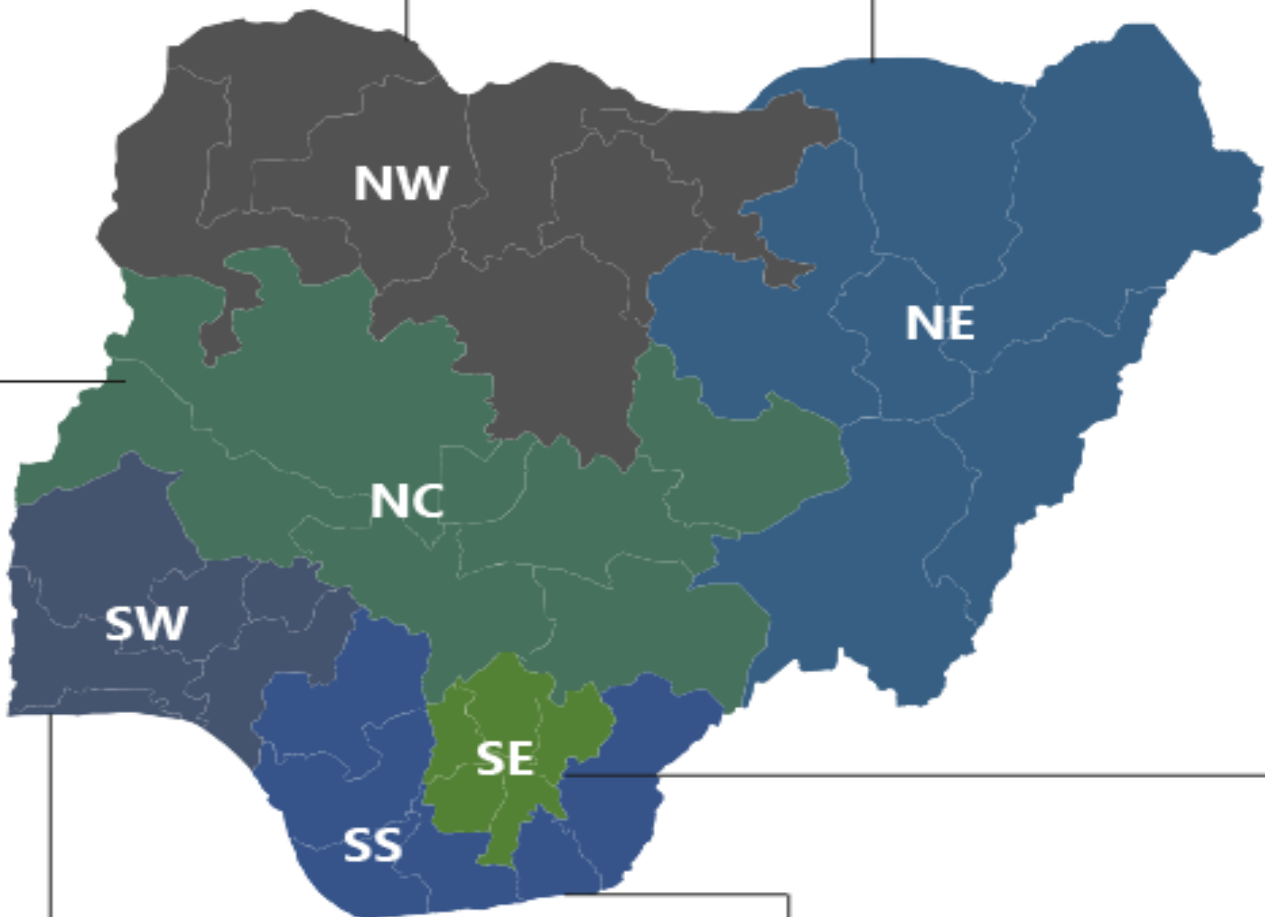
NORTH WEST

17,922,164

NORTH EAST

16,029,542

SOUTH EAST



44,466,459

SOUTH WEST

20,158,562

SOUTH SOUTH



NATIONAL BUREAU OF STATISTICS

TELECOMS DATA – Q3 2024

ACTIVE INTERNET SUBSCRIPTION PER ZONE



22,312,651

NORTH CENTRAL

24,594,521

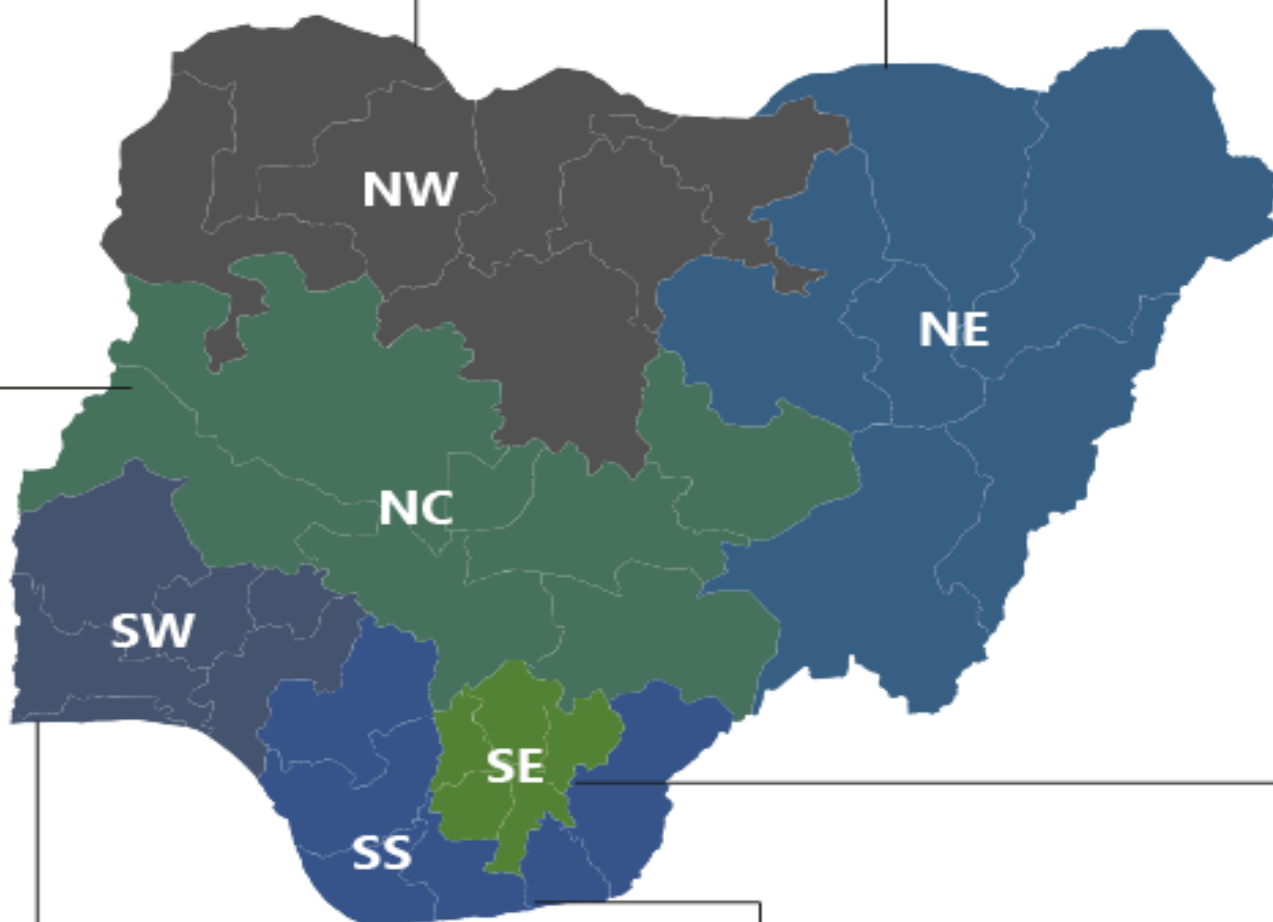
NORTH WEST

14,547,075

NORTH EAST

13,836,549

SOUTH EAST



39,662,870

SOUTH WEST

17,667,633

SOUTH SOUTH



NATIONAL BUREAU OF STATISTICS

CONTACT



National Bureau of Statistics

Head Office
No. 1, Wole Olanipekun Street,
Formerly, Plot 762, Independence Avenue,
Off Constitution Avenue,
CBD, Abuja, F.C.T.

Bonaventure Nwosu Information Desk

Head, Communication and Public Relations
Department (C&PRD)
Phone +2348033109882
bnwosu@nigerianstat.gov.ng

Moses Mathew

Statistical Information Officer
Department (C&PRD)
Phone +2347069071157
matmoses@nigerianstat.gov.ng



@nbs_nigeria



NBSNIGERIA



Nbs_nigeria

